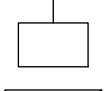
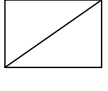
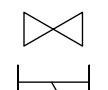
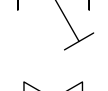
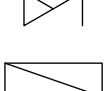
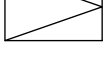


DESCRIPCION		UDS.
	Válvula check DN65 doble disco inox EPDM 10/16	1
	Válvula compuerta cierre elástico F4 PN16 DN65	2
	Carrete Telescópico Desmontaje DN 65 PN 16	1
	Brida Roscada DN 65 x 2 1/2" PN 16	2
	Junta plana taladrada DN65 PN10/16	5
	Enlace Union Reparacion Macho PN10/16 2" 1/2"	2

LEYENDA	
	GRIFO COMPROBACION
	CONTADOR DE AGUA FRIA
	VALVULA DE CORTE
	FILTRO
	ANTIRRETORNO
	VALVULA REDUCTORA PRESION